



UK Qualifications

C1 Advanced

30 January 2023

Session Aims

- Cambridge Examinations
- The CEFR
- What is C1 Advanced?
- Why C1 Advanced
- Exam structure
- Exam results
- Exam preparation

Cambridge Examinations

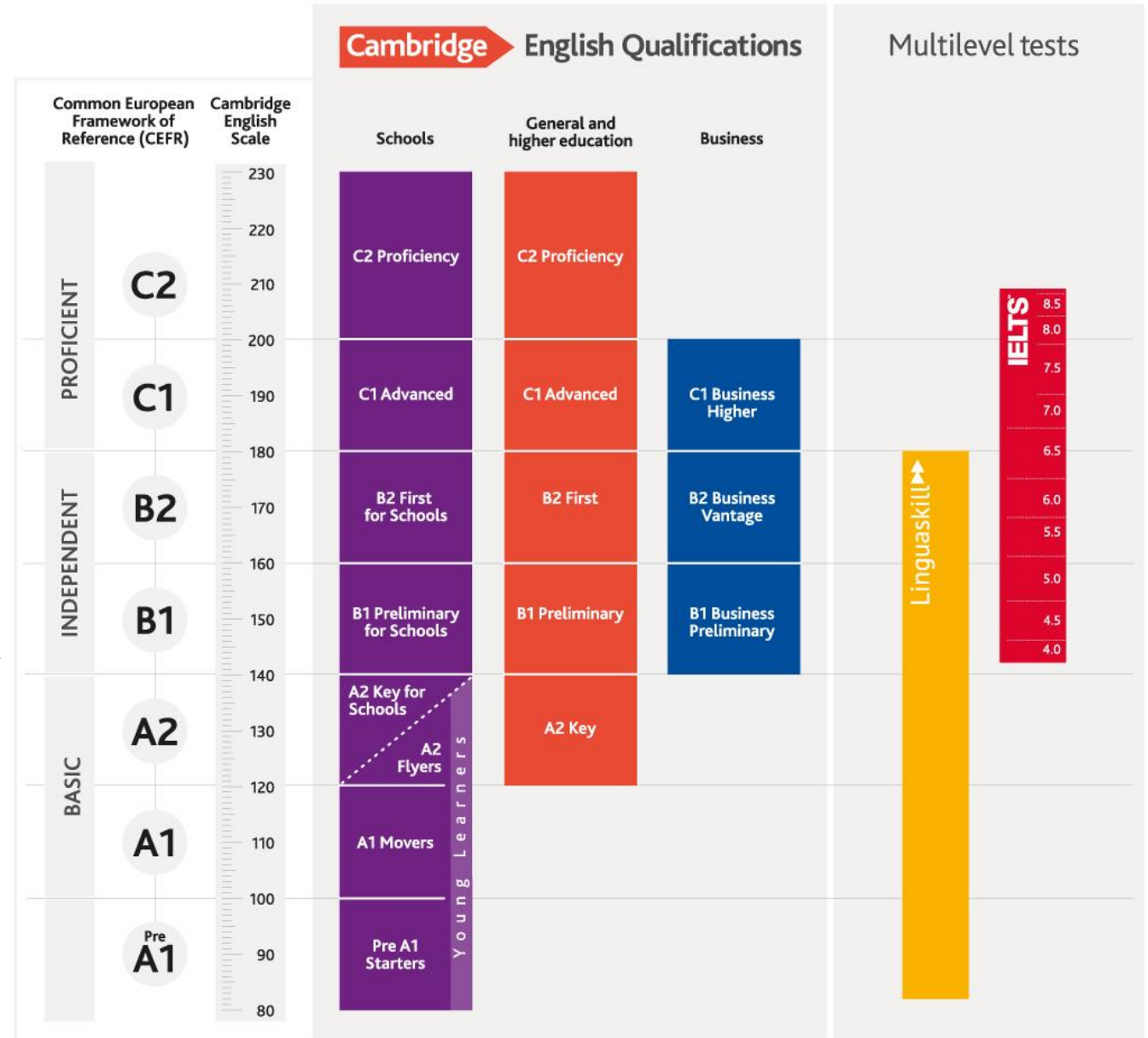
- Cambridge English Language Assessment exams are known and recognized by schools, universities, private and public sector employers all over the English-speaking world.
- Success in a Cambridge English exam provides students with an internationally recognised certificate showing the level they have attained in English.



**Cambridge
Assessment
English**

The CEFR “Common European Framework of Reference”

- Provides a clear objective way that describes language skills. It breaks down language learning into 6 levels – basic to proficient user.
- The CEFR is used for different ages and stages of learning – from young learners to university. People use it to explain what level they are at and need.
- Allows to understand our level and achieve our goals whether it’s for higher education, work or immigration.



What is C1 **Advanced** ?

- **C1 Advanced, also known as Cambridge English Advanced is a high level qualification**
- **Recognised by universities, employers and governments around the world and proves that you have the Advanced English language skills they are looking for**
- **More than 9,000 institutions around the world accept C1 Advanced**

Why C1 Advanced ?

- **A C1 Advanced certificate shows that you can follow an academic course at university level**
- **A C1 Advanced certificate shows that you can communicate at a managerial and professional level**
- **It also shows that you can participate with confidence in workplace meetings, academic conferences and seminars as it shows that you can express yourself with a high level of English Language fluency**
- **No Expiry date!**

Cambridge English Why C1 Advanced ?

- Opens doors to international travel, work and study.
- World class recognition:



UNIVERSITY OF
CAMBRIDGE



UNIVERSITY OF
OXFORD




McGill
UNIVERSITY



THE UNIVERSITY OF
SYDNEY

Caltech



Microsoft

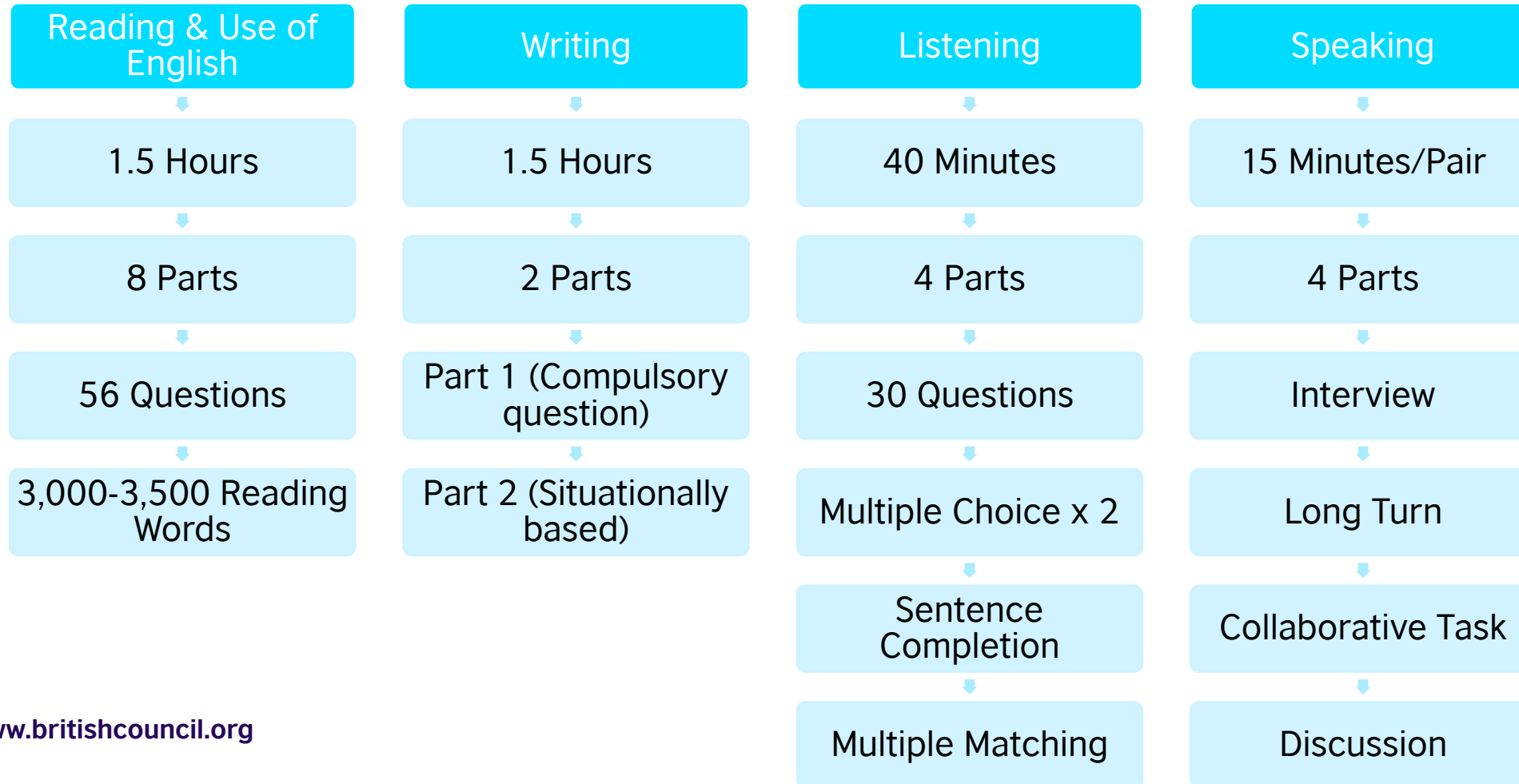


Nestlé

Deloitte.

Exam Structure

❖ Paper based | 4 Components:




Results

- You will receive a separate score for each of the four skills and use of English
- These five scores are averaged to give you an overall result for the exam.
- You will also be given a grade and CEFR level
- Statements of Results are released online, approximately four to six weeks after the exam
- Your certificate will be received about a month after results are available online
- If your performance is below Level C1, but falls within Level B2, Cambridge will recognise your achievement with a Cambridge English certificate stating that you demonstrated ability at Level B2

Results Breakdown

Cambridge English Scale Score	Grade/CEFR	CEFR level
200–210	Grade A	C2
193–199	Grade B	C1
180–192	Grade C	C1
160–179	Level B2	B2



Cambridge Assessment English

Cambridge English Level 2 Certificate in ESOL International (Advanced)*

This is to certify that

A Student
has been awarded

Grade C
in the

Certificate in Advanced English
Council of Europe Level C1

Overall Score 189

Reading	193
Use of English	188
Writing	183
Listening	189
Speaking	190

Date of Examination **FEBRUARY UA (AM1) 2020**
 Place of Entry **CAMBRIDGE**
 Reference Number **183GB9615001**
 Accreditation Number **500/2598/3**

F. Woodward
Francesca Woodward
Chief Executive

*This level refers to the UK National Qualifications Framework

Regulated by **Ofqual**

Date of Issue 15/02/2020
Certificate Number 00606 66448

00995588


Recognised awarding body

Exam Preparation



Reading and Use of English

- Read the instructions carefully.
- Read the questions before you read the long texts
- Use and practise the different reading techniques: Scan, skim, predicting, detailed reading.
- Don't spend too long on the same question



Writing

- Read widely to familiarise yourself with the conventions and styles of different types of writing
- Write 10-minute plans for a variety of questions in past papers, so that planning becomes automatic and quick
- Familiarise yourself with the assessment criteria – *Content, Communicative Achievement, Organisation and Language*
- Remember that each part carries the same number of marks
- Check and edit your work



Listening

- Make sure you read through the questions carefully before the recording starts
- Do not panic if you miss something, you will hear the recording twice
- Do not stop listening
- Don't leave a question blank
- Check your answers



Speaking

- Speak English!
- Make sure you listen!
- Respond appropriately
- Give examples when possible
- Familiarise yourself with the assessment criteria: Grammatical Resource, Lexical Resource, Discourse Management, Pronunciation and Interactive Communication.
- Practice speaking for two minutes
- Try not to think of it as a test



Thank you!

Questions?

30 January 2023