

Prénom : Date :

Compétences

• Repérer l'ordre des phonèmes dans un mot. (exercices 1 et 2)

• Discrimination visuelle. (exercice 3)

1. Dis ce que tu vois. Entoure la syllabe qui commence chaque mot.



ra / ar



la / al



ra / ar



ro / or



il / li



ro / or

2. Dis ce que tu vois. Complète les mots avec la bonne syllabe.



A B C D E F G H I J
K L M N O P Q R
S T U V W X Y Z



| | | |
|--|-----|----|
| | doi | se |
|--|-----|----|

ra / ar

| | | |
|--|-----|-----|
| | pha | bet |
|--|-----|-----|

la / al

| | | |
|--|----|-----|
| | bi | net |
|--|----|-----|

or / ro

3. Entoure dans chaque ligne ce qui est identique au modèle.

| | | | | | | |
|----|----|----|----|----|----|----|
| il | li | li | il | li | il | il |
|----|----|----|----|----|----|----|

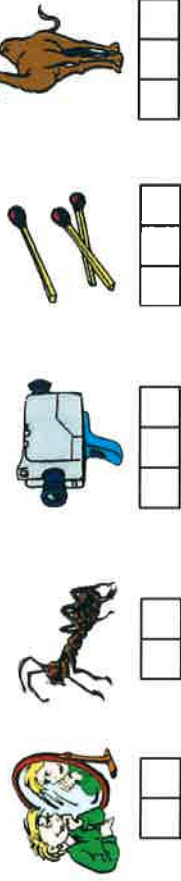
| | | | | | | |
|----|----|----|----|----|----|----|
| ur | ru | ur | ur | ru | ur | ru |
|----|----|----|----|----|----|----|



Entoure quand tu entends le son [m]



Coche la syllabe où tu entends [m]



Complète avec ma, me, mi, mo, mu



une to.....te

untelas

une plu.....

un ca.....on

une che.....née

une four.....s

uneto

unn

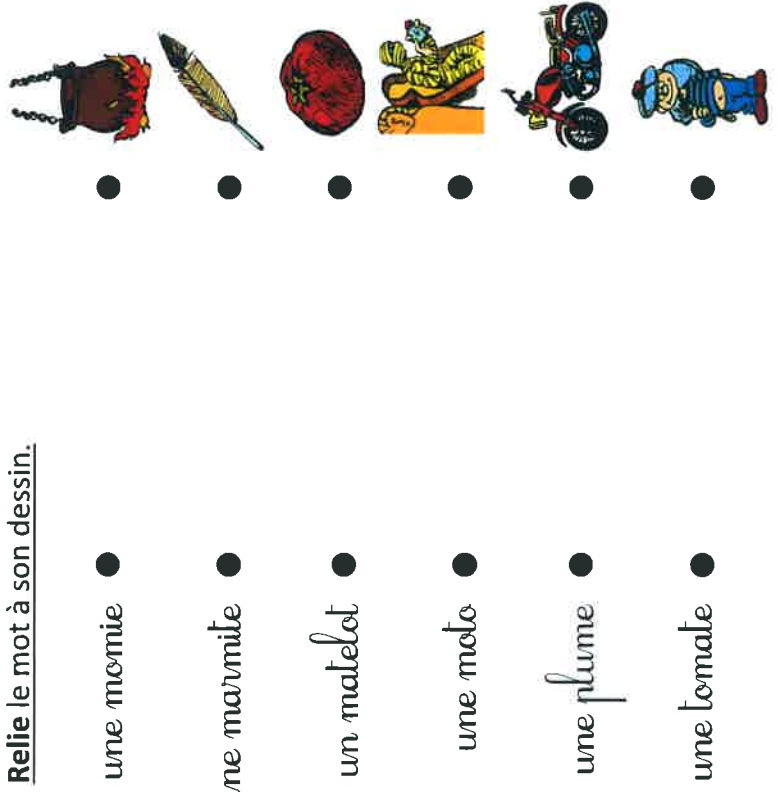


Colorie dans chaque colonne, la syllabe ou le mot lu par la maîtresse.

| 1 | 2 | 3 | 4 | 5 | 6 | 7 |
|----|------|------|------|-------|-------|---------|
| mu | ami | mari | âme | moto | lame | malade |
| ma | mâle | mare | mal | mot | lime | tomate |
| mi | mime | mort | mil | puma | molle | pomme |
| mo | mie | mur | mol | plume | mille | matelot |
| me | mire | mûre | mule | pâme | malle | matelas |



Relie le mot à son dessin.



une momie

une marmite

un matelot

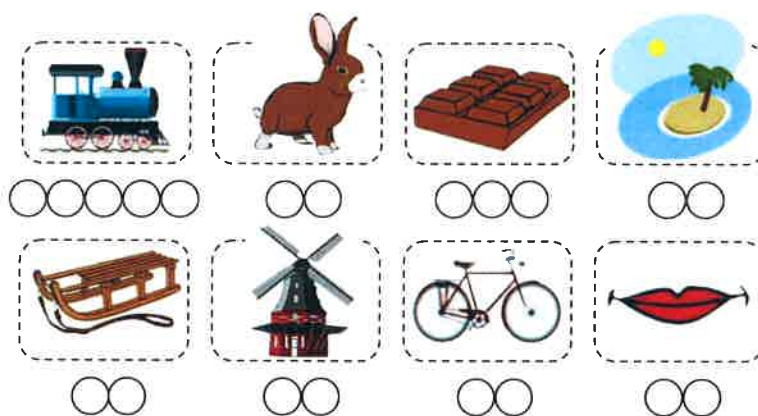
une moto

une plume

une tomate

Nom : Date :

CP

Exercices son [l]  l1- Colorie les dessins uniquement quand tu entends [l]2- Colorie la ou les syllabes ou tu entends [l]3- Reconstruis le mot en coloriant les bonnes syllabes






| | | | | | |
|-----|-----|----|----|----|----|
| bei | le | ne | ba | va | mo |
| ba | lei | me | la | su | bo |

Nom : Date :

CP

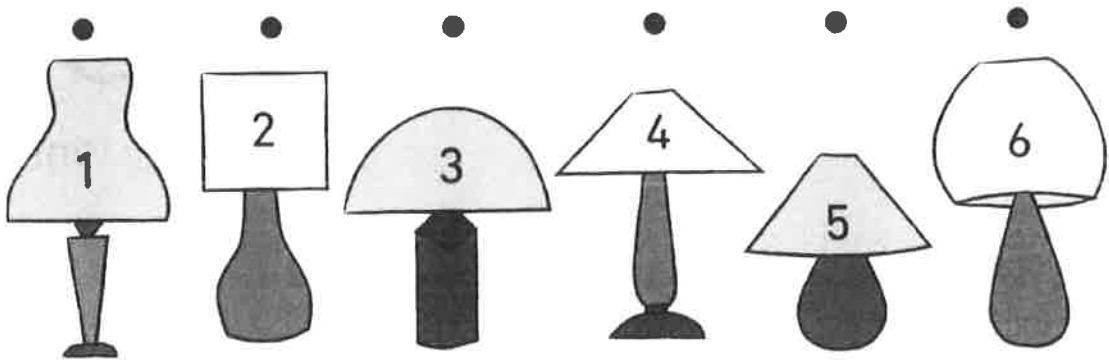
Exercices son [l]  l

4- Découpe et colle les étiquettes dans la bonne colonne.

|  [la] |  [lo] |  [le] |  [lu] |  [li] |
|--|--|--|---|--|
| | | | | |



6 Relie chaque ampoule à une lampe pour faire 7 puis complète les phrases.



et font 7.

et font 7.

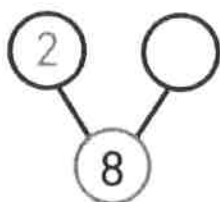

et font 7.

2. Les familles de nombres

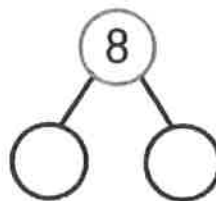

Activité 3

Séance 12 - Trouvons des familles des nombres 8 et 9

1 a) Trouve deux familles du nombre 8.


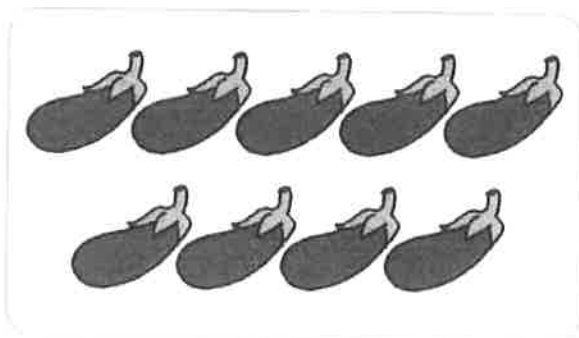


et font 8.

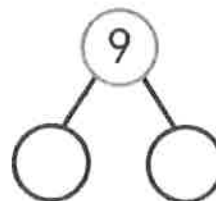
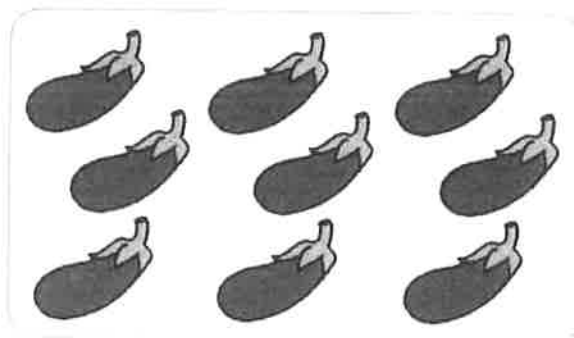


et font 8.

b) Trouve deux familles du nombre 9.



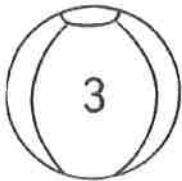
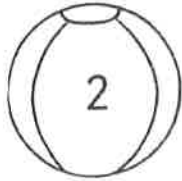
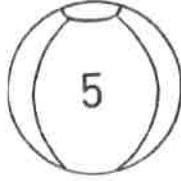
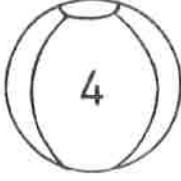
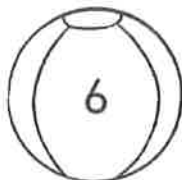
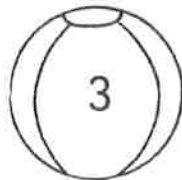
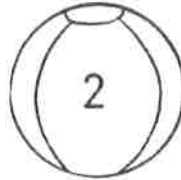
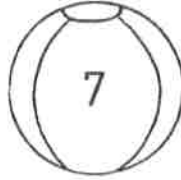
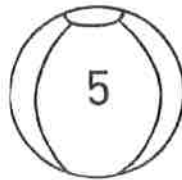
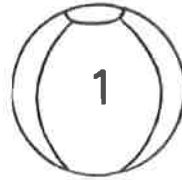
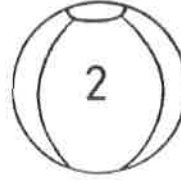
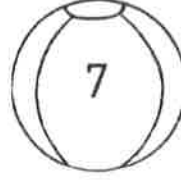
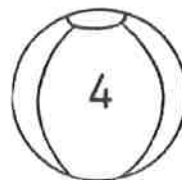
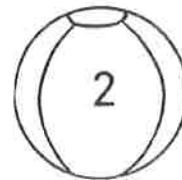
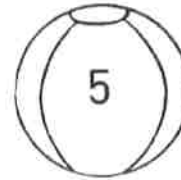
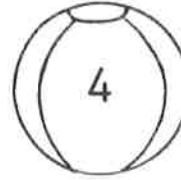
et font 9.



et font 9.

2 Colorie 2 balles par ligne pour faire 8 puis complète les phrases.



| | | | |
|---|--|---|---|
|  |  |  |  |
|  |  |  |  |
|  |  |  |  |
|  |  |  |  |


et font 8.

et font 8.

et font 8.

et font 8.

3 Relie les paires de poussins qui font 9
puis complète les phrases.



et font 9.

et font 9.

et font 9.

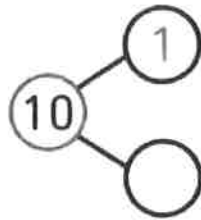
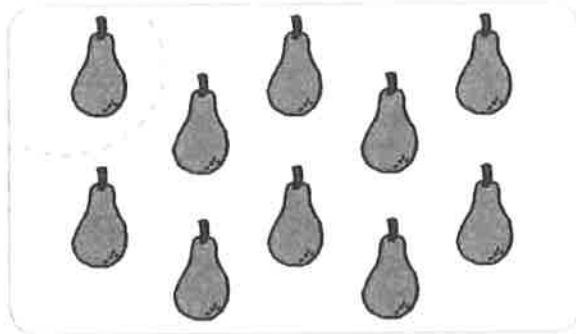
et font 9.

2. Les familles de nombres

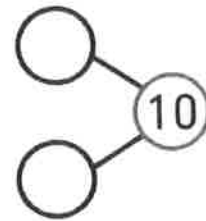

Activité 4

Séance 13 - Trouvons des familles du nombre 10

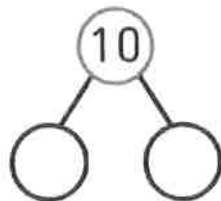

1 Trouve quatre familles du nombre 10.





et font 10.



et font 10.



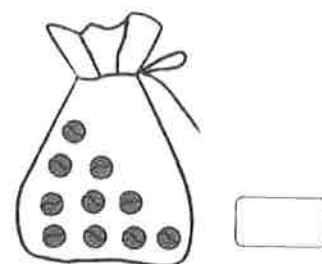

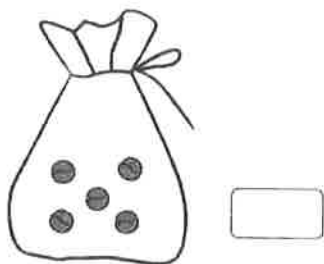
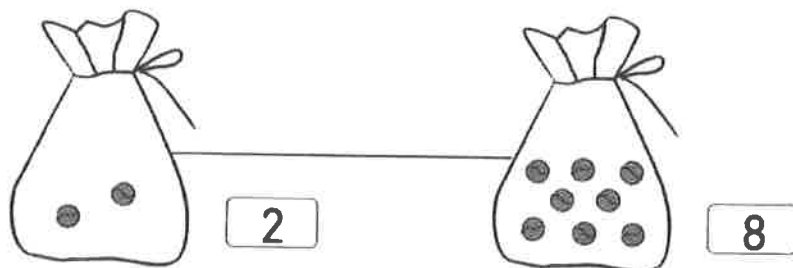


et font 10.

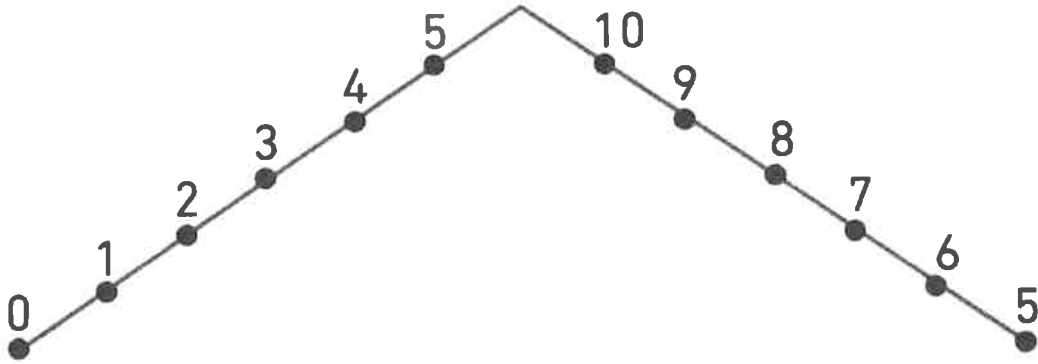


et font 10.

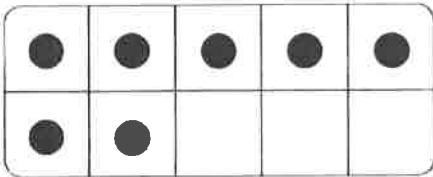
2 Compte puis relie les paires qui font 10 jetons.
Utilise des ●○ pour t'aider.




3 Relie les paires de nombres qui font 10.



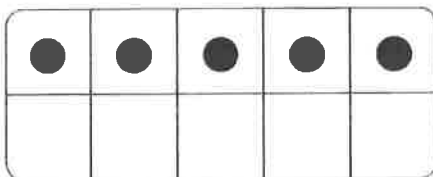
4 Dessine en rouge les points qui manquent pour faire 10.




7 et font 10.



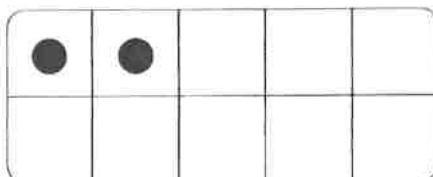
4 et font 10.




5 et font 10.



9 et font 10.



2 et font 10.



6 et font 10.